

Cinapsis 

Getting started with Cinapsis

Click the button below to start your step-by-step guide to get you and your team onboarded with Cinapsis.

Alternatively, if you have already started onboarding, just click on the step you need to complete.

[Click here to get started](#)

 **Need help?**



Getting started with Cinapsis


If you have already started onboarding, just click on the step you need to complete.

Next step 



Register your interest

Please click on the link below to register your interest.

Register your interest 




Wait for confirmation



Register your user account



Complete your admin training



Onboard users to your practice

Getting started with Cinapsis

If you have already started onboarding, just click on the step you need to complete.

 **Previous step**

Next step 



**Register your
interest**



**Wait for
confirmation**


Cinapsis will contact you within 5 days regarding any outstanding information required to proceed.



**Register your
user account**



**Complete your
admin training**



**Onboard users
to your practice**

Getting started with Cinapsis

If you have already started onboarding, just click on the step you need to complete.

 **Previous step**

Next step 



Register your interest



Wait for confirmation



Register your user account

A welcome email to register for Cinapsis will be sent to you. Please ensure to check your junk mail. Select the pink 'Complete my registration' link within the email and follow the steps.

Your username will always be the email address that you provided.



Complete your admin training



Onboard users to your practice



Top tip

Save the link to Cinapsis as a favourite/bookmark on your browser. This will make it easy to login and to access the Optometrists administration homepage in order to add users.

Getting started with Cinapsis

If you have already started onboarding, just click on the step you need to complete.

 **Previous step**

Next step 



Register your interest



Wait for confirmation




Register your user account



Complete your admin training

Once you've logged into Cinapsis, you will need to complete administrator training.

Complete your training 



Onboard users to your practice



Top tip

Please ensure you've completed registration as you'll need to be logged in to access our help guides.



Getting started with Cinapsis

If you have already started onboarding, just click on the step you need to complete.

 **Previous step**



Register your interest



Wait for confirmation





Register your user account





Complete your admin training




Onboard users to your practice

1. Add your users
[How to add users](#) 
2. Users will receive a welcome email automatically once added. Please ensure they follow the registration instructions on the email to activate their account.
[How to complete registration](#) 
3. Users should then complete the relevant training, based on their role:

[Optometrists](#) 

[Secretaries](#) 

[Practice Administrators](#) 

 **Top tip**

Please ensure you've completed registration as you'll need to be logged in to access our help guides.



Getting started with Cinapsis

A step-by-step guide to get you and your team onboarded with Cinapsis.




Need help?

Please contact us on support@cinapsis.org

Contact us 

Register your interest

Please click on the button below to register your interest.

Register your interest 

Help users practice



Getting started with Cinapsis

A step-by-step guide to get you and your team onboarded with Cinapsis.

If you have already started onboarding, just click on the step you need to complete.



Need help?

Please contact us on support@cinapsis.org

[Contact us](#) 

Register your
interest

Get users
practice

...information regarding any
outstanding information
required to proceed.



Need help?

You can access our knowledge base which holds a library of useful resources by visiting our Help section:

1. Visit app.cinapsis.org from your browser
2. Click the menu on the top right corner of the page
3. Select 'Help'
4. This will launch our 'Help' section

or please contact us on support@cinapsis.org

[Contact us](#) 



**Register your
interest**

**Users
practice**



Need help?

You can access our knowledge base which holds a library of useful resources by visiting our Help section:

1. Visit app.cinapsis.org from your browser
2. Click the menu on the top right corner of the page
3. Select 'Help'
4. This will launch our 'Help' section

or please contact us on support@cinapsis.org

[Contact us](#) 



**Register your
interest**

**Users
practice**





Need help?

You can access our knowledge base which holds a library of useful resources by visiting our Help section:

1. Visit app.cinapsis.org from your browser
2. Click the menu on the top right corner of the page
3. Select 'Help'
4. This will launch our 'Help' section

or please contact us on support@cinapsis.org

Contact us 




Register your
interest


Users
practice

come email
ded. Please
registration
ail to activate

How to complete registration 

3. Users should then complete the relevant training, based on their role:

Optometrists 

Secretaries 

Practice Administrators 